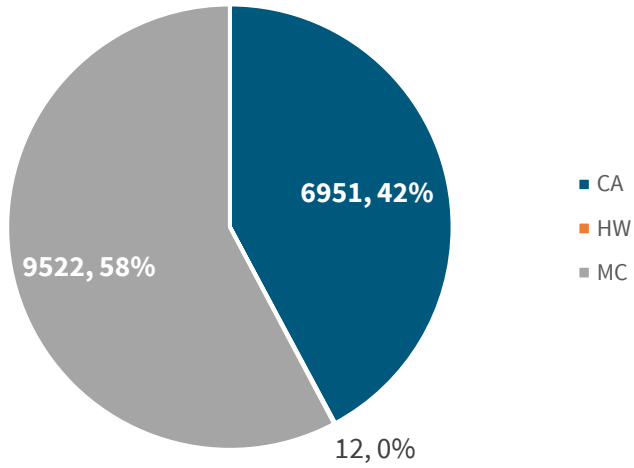


# Older Adults Membership Profile

**TOTAL MEMBERSHIP: 16,485**

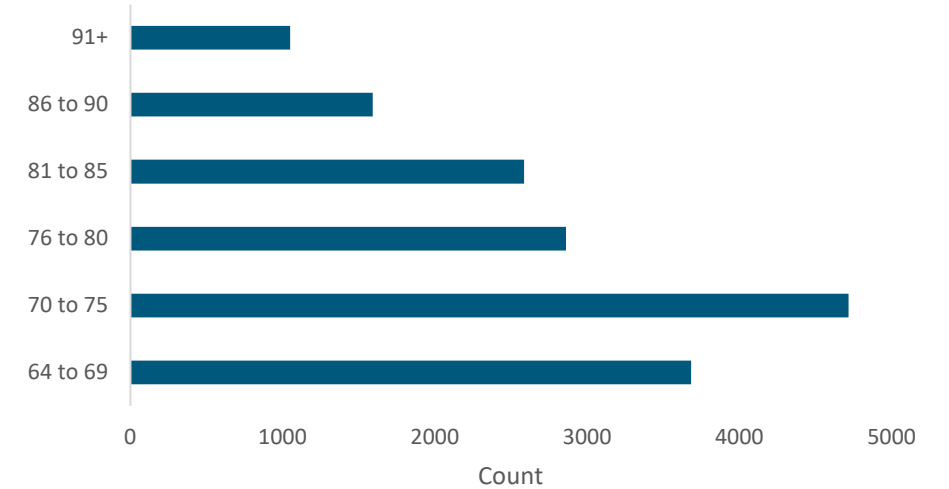
**Membership by LOB**



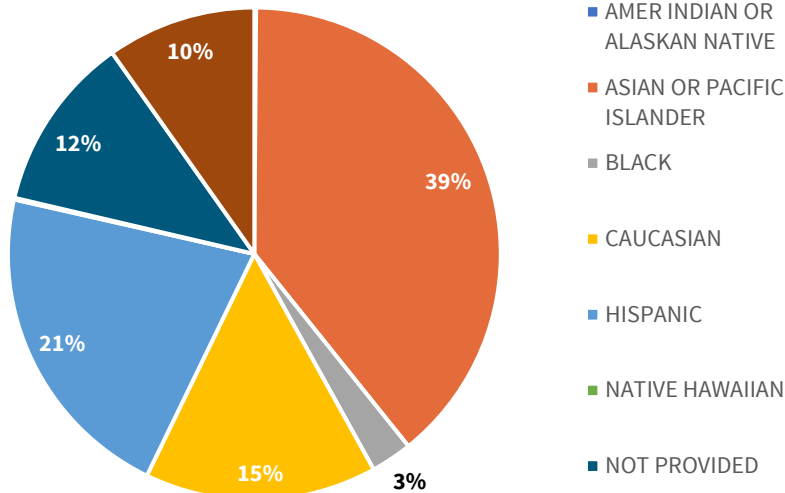
**Chronic Condition**

Chronic Condition Count	N	%
0	3729	22.60%
1 to 3	3329	20.20%
4 to 6	4251	25.80%
7 to 9	2820	17.11%
10+	2356	14.29%
Grand Total	16485	100%

**Age Breakdown**



**Race/Ethnicity**



**Top Diagnosed Conditions**

Condition Diagnosis	Incidence in Seniors
Essential Hypertension	40%
Diabetes with or without Complication	26%
Disorders of Lipid Metabolism	20%
Anxiety, Fear Related Disorders, or Depression	4%

**Language Preference**

